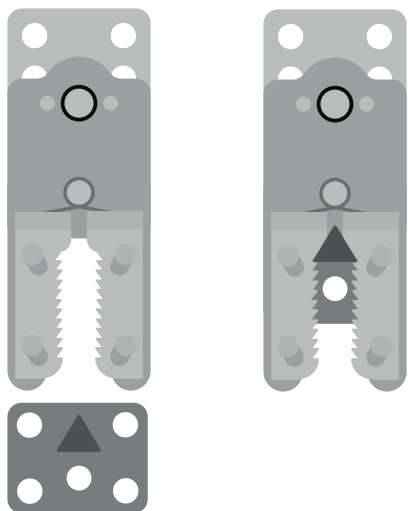


# USE EXTRA CONNECTORS ELEMENT SOFA FINN

## ATTACH THE CONNECTORS UNDER THE ELEMENTS



Connector and metal clip  
LOOSE

Connector and metal clip  
FIXED

### CONNECT & DISCONNECT

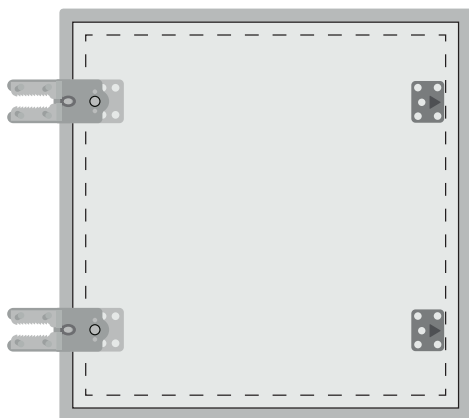
Below you can see the location where you can attach extra connectors. You can feel a gap in the upholstery strip at the bottom. At this place you can attach the connector and the metal clip. This is only possible on a loose element, hocker and hocker XL. Attach the connectors with the included screws.

If you want to connect the elements, put the connectors right in front of the metal clips and press the two elements against each other. You hear a click sound, the elements tightens again.

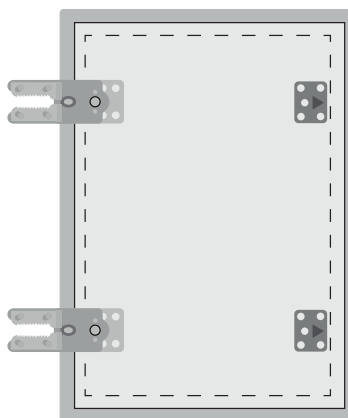
If you want to disconnect the elements, lift the element with the metal clip. The metal connectors that are under the other element can be turned under the element.



Bottom Element / Hocker XL  
With connectors



Bottom Hocker  
With connectors



Bottom Element / Hocker XL  
Without connectors

